



TECHNICAL REPORT



**Information technology – Home electronic system application model –
Part 3-2: GridWise – Interoperability context-setting framework**

INTERNATIONAL
ELECTROTECHNICAL
COMMISSION

ICS 35.200

ISBN 978-2-8322-3722-9

Warning! Make sure that you obtained this publication from an authorized distributor.

CONTENTS

FOREWORD.....	4
1 Executive Summary.....	6
2 Introduction.....	9
2.1 Why Develop a Framework?.....	11
2.2 Multiple Viewpoints.....	12
2.3 Background.....	13
2.4 Scope.....	13
2.5 Prerequisites.....	14
2.6 Framework Progression.....	14
2.7 Collaboration Terminology.....	15
3 System Integration Philosophy.....	17
3.1 Agreement at the Interface – A Contract.....	17
3.2 Boundary of Authority.....	17
3.3 Decision Making in Very Large Networks.....	18
3.4 The Role of Standards.....	19
4 High Level Categorization.....	20
4.1 Technical Aspects.....	21
4.1.1 Category 1: Basic Connectivity.....	21
4.1.2 Category 2: Network Interoperability.....	22
4.1.3 Category 3: Syntactic Interoperability.....	22
4.2 Informational Aspects.....	23
4.2.1 Category 4: Semantic Understanding.....	23
4.2.2 Category 5: Business Context.....	23
4.3 Organizational Aspects.....	24
4.3.1 Category 6: Business Procedures.....	24
4.3.2 Category 7: Business Objectives.....	24
4.3.3 Category 8: Economic and Regulatory Policy.....	25
5 Cross-Cutting Issues.....	25
5.1 Shared Meaning of Content.....	26
5.2 Resource Identification.....	27
5.3 Time Synchronization and Sequencing.....	27
5.4 Security and Privacy.....	28
5.5 Logging and Auditing.....	28
5.6 Transaction and State Management.....	29
5.7 System Preservation.....	29
5.8 Quality of Service.....	29
5.9 Discovery and Configuration.....	30
5.10 System Evolution and Scalability.....	30
6 Examples of Applying the Framework.....	31
7 Governance.....	31
8 Acknowledgements.....	32
9 References.....	32
Appendix A Example Scenarios.....	34
A.1 Residential Demand Response.....	34
A.1.1 Mrs. Meg A. Watts Moves In.....	34
A.1.2 A Critical Peak Occurs.....	35

A.1.3	An Emergency Occurs	36
A.1.4	Meg and the Framework	37
A.2	Commercial Building Demand Response	39
A.3	Congestion Management Market	41
	Bibliography	43
	Figure S.1 – A Framework Provides High-Level Perspective	7
	Figure S.2 – Interoperability Framework Categories	8
	Figure S.3 – Interoperability Framework Companion Material	9
	Figure 1 – Distance to Integrate	10
	Figure 2 – Interoperability Framework Companion Material	14
	Figure 3 – Phases for Progressing Interoperability	15
	Figure 4 – Collaboration Model Elements	16
	Figure 5 – Interoperability Layered Categories	21
	Figure 6 – Interoperability Context-Setting Framework Diagram	26

INFORMATION TECHNOLOGY – HOME ELECTRONIC SYSTEM APPLICATION MODEL –

Part 3-2: GridWise – Interoperability context-setting framework

FOREWORD

- 1) ISO (the International Organization for Standardization) and IEC (the International Electrotechnical Commission) form the specialized system for worldwide standardization. National bodies that are members of ISO or IEC participate in the development of International Standards through technical committees established by the respective organization to deal with particular fields of technical activity. ISO and IEC technical committees collaborate in fields of mutual interest. Other international organizations, governmental and non-governmental, in liaison with ISO and IEC, also take part in the work. In the field of information technology, ISO and IEC have established a joint technical committee, ISO/IEC JTC 1.
- 2) The formal decisions or agreements of IEC and ISO on technical matters express, as nearly as possible, an international consensus of opinion on the relevant subjects since each technical committee has representation from all interested IEC National Committees and ISO member bodies.
- 3) IEC, ISO and ISO/IEC publications have the form of recommendations for international use and are accepted by IEC National Committees and ISO member bodies in that sense. While all reasonable efforts are made to ensure that the technical content of IEC, ISO and ISO/IEC publications is accurate, IEC or ISO cannot be held responsible for the way in which they are used or for any misinterpretation by any end user.
- 4) In order to promote international uniformity, IEC National Committees and ISO member bodies undertake to apply IEC, ISO and ISO/IEC publications transparently to the maximum extent possible in their national and regional publications. Any divergence between any ISO, IEC or ISO/IEC publication and the corresponding national or regional publication should be clearly indicated in the latter.
- 5) ISO and IEC do not provide any attestation of conformity. Independent certification bodies provide conformity assessment services and, in some areas, access to IEC marks of conformity. ISO or IEC are not responsible for any services carried out by independent certification bodies.
- 6) All users should ensure that they have the latest edition of this publication.
- 7) No liability shall attach to IEC or ISO or its directors, employees, servants or agents including individual experts and members of their technical committees and IEC National Committees or ISO member bodies for any personal injury, property damage or other damage of any nature whatsoever, whether direct or indirect, or for costs (including legal fees) and expenses arising out of the publication of, use of, or reliance upon, this ISO/IEC publication or any other IEC, ISO or ISO/IEC publications.
- 8) Attention is drawn to the normative references cited in this publication. Use of the referenced publications is indispensable for the correct application of this publication.
- 9) Attention is drawn to the possibility that some of the elements of this ISO/IEC publication may be the subject of patent rights. ISO and IEC shall not be held responsible for identifying any or all such patent rights.

The main task of the joint technical committee is to prepare International Standards. However, the joint technical committee may propose the publication of a Technical Report when it has collected data of a different kind from that which is normally published as an International Standard, for example "state of the art".

ISO/IEC TR 15067-3-2, which is a Technical Report, has been adopted and adapted by subcommittee 25: Interconnection of information technology equipment, of ISO/IEC joint technical committee 1: Information technology.

This Technical Report is closely based on the document GridWise®¹ Interoperability Context-Setting Framework (March 2008), prepared by The GridWise Architecture. Also, the original structure of the technical part of this document has been maintained.

¹ GridWise® is a registered trademark by The GridWise Architecture Council.

This Technical Report has been approved by vote of the member bodies, and the voting results may be obtained from the address given on the second title page.

IMPORTANT – The 'colour inside' logo on the cover page of this publication indicates that it contains colours which are considered to be useful for the correct understanding of its contents. Users should therefore print this document using a colour printer.

INFORMATION TECHNOLOGY – HOME ELECTRONIC SYSTEM APPLICATION MODEL –

Part 3-2: GridWise – Interoperability context-setting framework

1 Executive Summary

As the deployment of automation technology advances, it touches upon many areas of our corporate and personal lives. A trend is emerging where automation systems are growing to the extent that integration is taking place with other systems to provide even greater capabilities more efficiently and effectively. GridWise provides a vision for this type of integration as it applies to the electric system.

Imagine a time in the not too distant future when homeowners can offer the management of their electricity demand to participate in a more efficient and environmentally friendly operation of the electric power grid. They will do this using automation technology that acts on their behalf in response to information from other automation components of the electric system. This technology will recognize their preferences to parameters such as comfort and the price of energy to form responses that optimize the local need to a signal that satisfies a higher-level need in the grid.

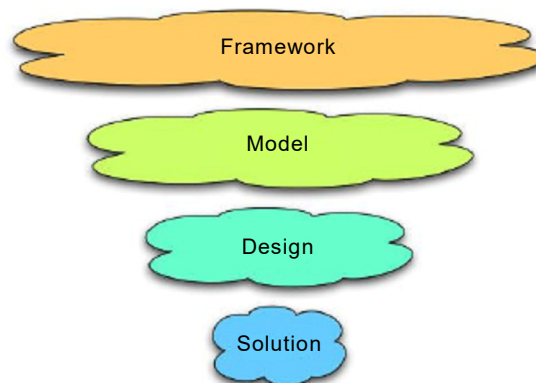
For example, consider a particularly hot day with air stagnation in an area with a significant dependence on wind generation. To manage the forecasted peak electricity demand, the bulk system operator issues a critical peak price warning. Their automation systems alert electric service providers who distribute electricity from the wholesale electricity system to consumers. In response, the electric service providers use their automation systems to inform consumers of impending price increases for electricity. This information is passed to an energy management system at the premises, which acts on the consumer's behalf, to adjust the electricity usage of the onsite equipment (which might include generation from such sources as a fuel cell). The objective of such a building automation system is to honor the agreement with the electricity service provider and reduce the consumer's bill while keeping the occupants as comfortable as possible. This will include actions such as moving the thermostat on the heating, ventilation, and air-conditioning (HVAC) unit up several degrees. The resulting load reduction becomes part of an aggregated response from the electricity service provider to the bulk power system operator who is now in a better position to manage total system load with available generation.

Looking across the electric system, from generating plants, to transmission substations, to the distribution system, to factories, office parks, and buildings, automation is growing, and the opportunities for unleashing new value propositions are exciting. How can we facilitate this change and do so in a way that ensures the reliability of electric resources for the wellbeing of our economy and security? The GridWise Architecture Council (GWAC) mission is to enable interoperability among the many entities that interact with the electric power system. A good definition of interoperability is, "The capability of two or more networks, systems, devices, applications, or components to exchange information between them and to use the information so exchanged."² As a step in the direction of enabling interoperability, the GWAC proposes a context-setting framework to organize concepts and terminology so that interoperability issues can be identified and debated, improvements to address issues articulated, and actions prioritized and coordinated across the electric power community.

By a context-setting framework, we mean something at a high, organizational level (see Figure S.1), some neutral ground upon which a community of stakeholders can talk about

² "EICTA Interoperability White Paper," European Industry Association, Information Systems Communication Technologies Consumer Electronics, 21 June 2004.

issues and concerns related to integrating parts of a large, complex system. Borrowing concepts from the Australian National E-Health Transition Authority, a *framework* sits at a broad, conceptual level and provides context for more detailed technical aspects of interoperability. In contrast, “A *model* (or architecture) identifies a particular problem space and defines a technology-independent analysis of requirements. The *design* maps model requirements into a particular family of solutions based upon standards and technical approaches. Finally a *solution* manifests a design into a particular vendor software technology, ensuring adherence to designs, models, and frameworks.”³



IEC

Figure S.1 – A Framework Provides High-Level Perspective

The intent of the interoperability framework is to provide the context for identifying and debating interoperability issues to advance actions that make integration within this complex system easier. The framework recognizes that interoperability is only achieved when agreement is reached across many layers of concern. These layers span the details of the technology involved to link systems together, to the understanding of the information exchanged, to the business processes and organizational objectives that are represented in business, economic, and regulatory policy.

Besides introducing new opportunities and benefits, the application of information technology (IT) also introduces a new set of challenges. As they contribute to all economic sectors, traditionally separate applications and infrastructures get more and more interconnected. Effects and decisions within each critical infrastructure influence the other infrastructures much more than before. The framework identifies the key interoperability issue areas and can help resolve interdependencies within the electric system and with other infrastructures. It reflects the increasingly important role of IT in the electric system, resulting in an electricity plus information (E+I) infrastructure. The framework also enables the representation and exchange of ideas with other critical infrastructure domains. It supports comparing, aligning, and harmonizing technical approaches with accompanying management procedures and business processes.

Figure S.2 summarizes the layered interoperability categories according to technical, informational, and organizational groups. In addition to these categories of interoperability, the framework proposes a classification of interoperability issues that cut across the layers. This document introduces these issue areas with the intent to explore and articulate the detailed nature of each issue area in separate documents engaging interested experts in their creation. The cross-cutting issues represent the areas we believe should be focused on to start improving interoperability across the web of electricity concerns.

³ National E-Health Transition Authority (NEHTA), “Towards an Interoperability Framework, v 1.8,” August 2005. (www.nehta.gov.au)

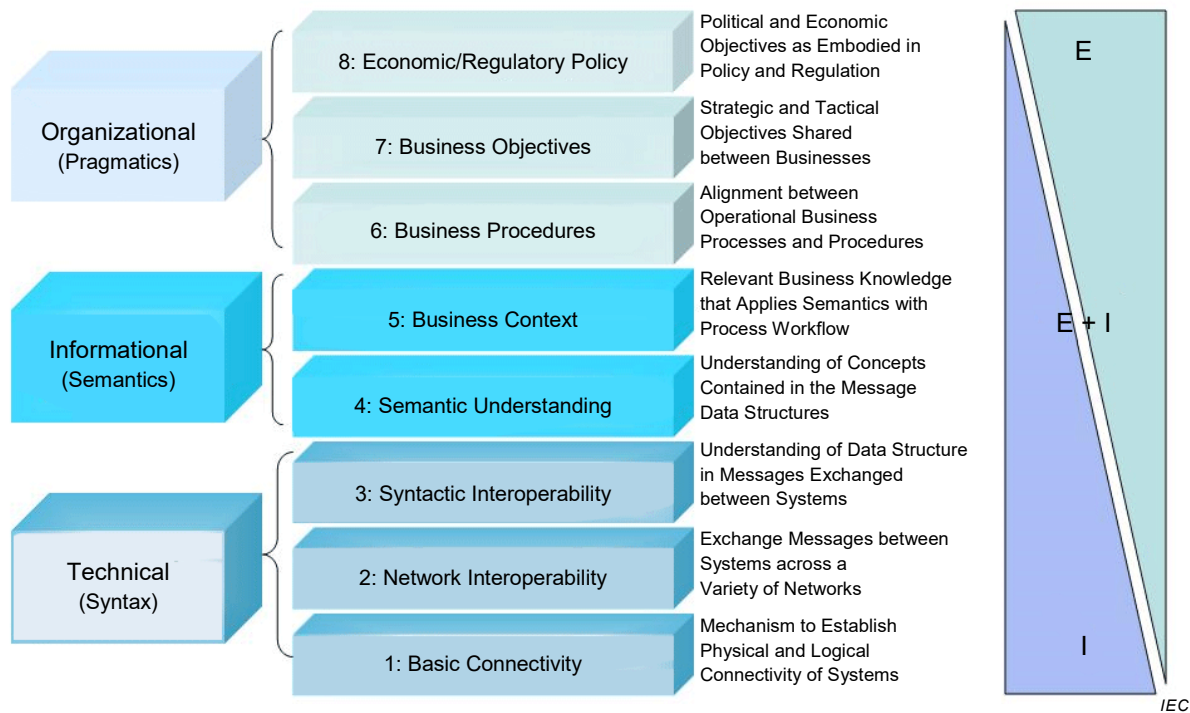


Figure S.2 – Interoperability Framework Categories

The audience for this document are system architects and integrators with the ability to participate in establishing a technical foundation to discuss interoperability, articulate issues to achieving interoperability, and develop proposals to improve the situation. It presumes the reader is knowledgeable of complex system integration and the technical, informational, and organizational issues that surround this area. This technical document lays the foundation for future, companion material to targeted purposes and audiences. Ideally, the reader will consider the application of the concepts presented in this material to their field of interest to help address interoperability challenges as well as to provide suggestions on improvements to this material.

The GWAC realizes that other versions of the framework should be tailored to speak to the interests of other audiences, such as regulators, business decision-makers, system operators, and system suppliers. This material may consist of white papers, checklists, or other forms of presentation.

To introduce this framework, we provide some background for this work in the context of past GWAC activity and establish some basic concepts and terminology. We then state some important points about the system-integration philosophy that influences the way automation components are expected to interface and operate in a collaborative manner in something as complex as the electric power system. These philosophical tenets are important because they emphasize the needs of the system integrator and underlie many of the statements made about the interoperability categories and the cross-cutting issues that are described in subsequent sections. The set of layered interoperability categories and the cross-cutting issues is followed by some clarifying examples.

The document closes with an acknowledgement that such a framework is a living concept, and therefore, a process needs to be put in place to govern its evolution over time both in terms of concepts and the material used to convey these concepts. If such a framework is to be helpful to interoperability improvements, the diverse stakeholders in the electric system should take ownership and have access to participate in its development. This then is the first of an evolutionary series of documents to describe an interoperability framework and articulate interoperability issues that assists discussions with participants at all levels. Providing venues for participation in this work is an important aspect of engaging the electricity community.

The process to specify and develop future material requires the participation of the electricity community. Figure S.3 provides a conceptual view of companion material envisaged to follow from the framework. These works include executive summaries for targeted audiences, technical papers that articulate interoperability issues and proposed approaches to address them, checklists, tools, use case scenarios that provide examples of applying the framework, and other similar documents.

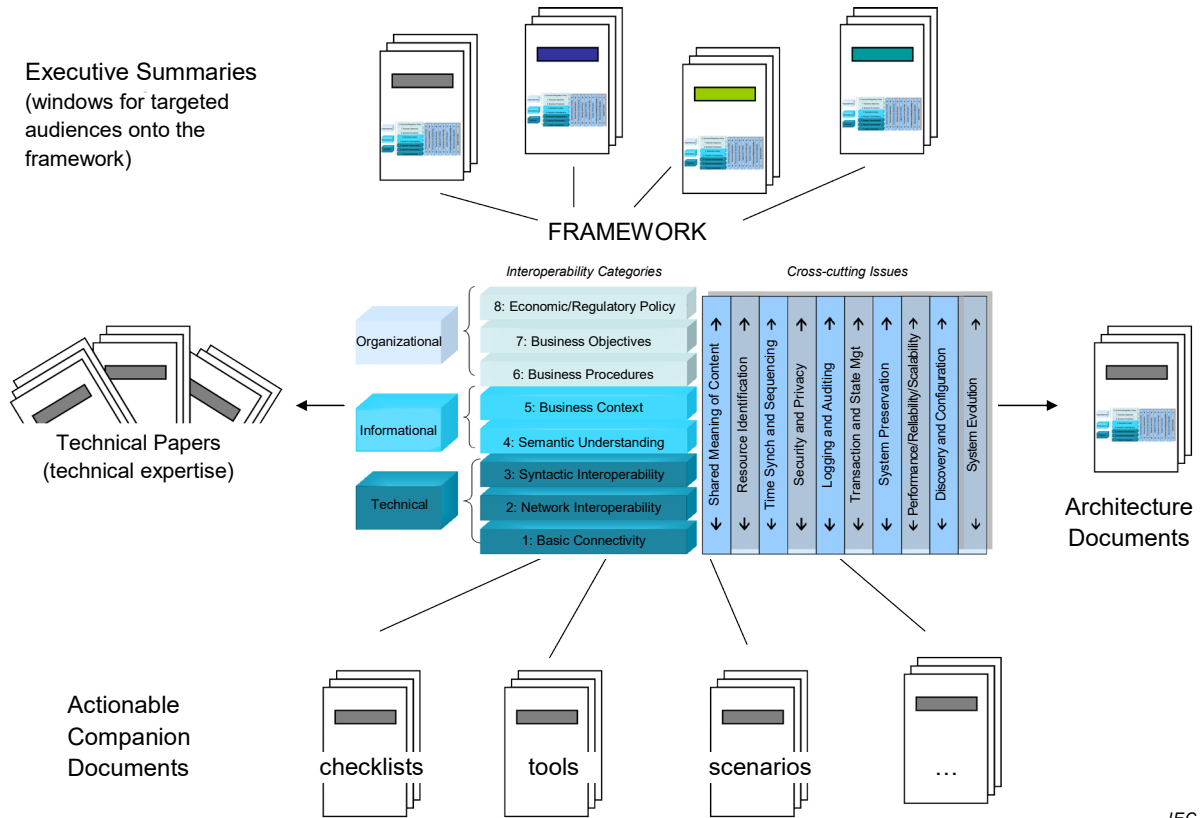


Figure S.3 – Interoperability Framework Companion Material